

Temple Exterior

Luminosity Report
LLF = 1.0 per Request

Note on this Report:

This report makes no representations in regard to Lighting Design or Specification, rather attempts to accurately reflect the photometric results of a design by others.

Note on these Photometric Calculations:

This analysis is a mathematical model and can be only as accurate as is permitted by the third party software and the IES standards used. All digital CAD data appear to be extremely accurate, however, this apparent accuracy is an artifact of the techniques used to generate it, and is in no way intended to imply accuracy in the real world. There are many factors that will impact the actual performance of Lighting in the constructed space, including: the accuracy of the original source (.ies) files supplied by the manufacturer, input voltage ballast variances, actual finish values in the constructed environment, manufacturing variations in both the source (lamp) and the luminaire, final luminaire placement, obstructions, and installation quality. Further, field measurement itself is subject to errors arising from measuring methods and/or technology selected, and the knowledge/ability of the measuring party.

Date: 01 / 28 / 2021
Operator: MEW

Temple Exterior

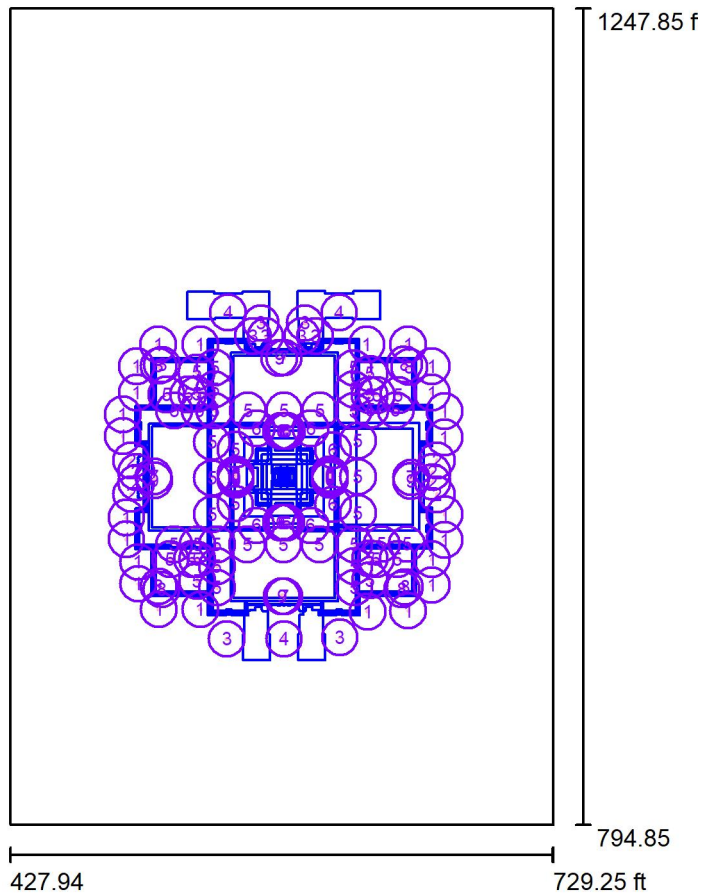
Operator MEW
Telephone
Fax
e-Mail

Table of contents

Temple Exterior	
Project Cover	1
Table of contents	2
Exterior Lighting Design	
Planning data	3
3D Rendering	5
False Color Rendering	6
Raytrace views	
Raytrace preview 1	
Raytrace rendering	7

Operator MEW
Telephone
Fax
e-Mail

Exterior Lighting Design/ Planning data



Light loss factor: 1.00, ULR (Upward Light Ratio): 59.5%

Scale 1:1280

OF2s = F170 DUOs, 10deg

Steeple Lighting from Roof =
F170 QUADs, 5deg

OF7s = 20deg F170 HO instead of 40deg MO

Luminaire Parts List

No.	Pieces	Designation (Correction Factor)	Φ (Luminaire) [lm]	Φ (Lamps) [lm]	P [W]
1	24	Type OF2 - EcoSense Lighting Type OF2 - F170-2H-HO-40-80-20-X-X-C (1.000)	5324	23984	78.0
2	8	Type OF2a - EcoSense Lighting F170-1S-HO-40-80-10-S-X-A (1.000)	5064	5506	38.0
3	8	Type OF3 - EcoSense Lighting F170-2H-HO-40-80-20-X-X-C (1.000)	5324	23984	78.0
4	3	Type OF4 - EcoSense Lighting Type OF4 - F170-2H-HO-40-80-20-X-X-C (1.000)	5324	23984	78.0
		Type OF6 - EcoSense Lighting L50-I-12-12-40-80-			

Operator MEW
 Telephone
 Fax
 e-Mail

Exterior Lighting Design / Planning data

Luminaire Parts List

No.	Pieces	Designation (Correction Factor)	Φ (Luminaire) [lm]	Φ (Lamps) [lm]	P [W]
6	22	Type OF7 - EcoSense Lighting L50-I-12-12-40-80-MULT-40x90 Type OF7 - L50-I-12-12-40-80-MULT-40x90 (1.000)	878	878	12.0
7	4	Type OF9 - EcoSense Lighting Type OF9 - F170-4F-HO-40-80-10-X-X-C (1.000)	11381	47968	156.0
8	8	Type OF9a - EcoSense Lighting Type OF9a - F170-4F-HO-40-80-20-X-X-C (1.000)	10648	47968	156.0
9	4	Type OF9b - EcoSense Lighting Type OF9 - F170-4F-HO-40-80-05-X-X-C (1.000)	11378	47968	156.0
Total:			466273	Total: 1714176	6394.0

Temple Exterior

Operator MEW
Telephone
Fax
e-Mail

Exterior Lighting Design / 3D Rendering

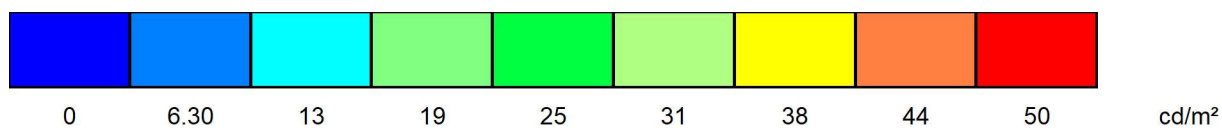



Temple Exterior



Operator MEW
Telephone
Fax
e-Mail

Exterior Lighting Design / False Color Rendering



Temple Exterior

Operator MEW
Telephone
Fax
e-Mail

Exterior Lighting Design / Raytrace preview 1

